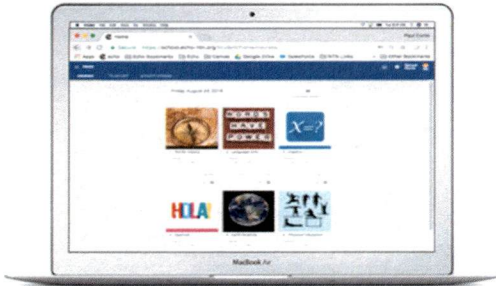


Monitor Your Student's Progress with Echo

Echo is our school's learning management system. Our teachers post their class materials, students submit their assignments, and grades are posted in Echo. Through Echo, you can access the daily agenda for your student's classes and see upcoming assignments.

Accessing Echo Using A Web Browser



Echo can be accessed on your computer using using Chrome, Firefox or Safari web browsers. This gives parents complete access to all course assignments, student submissions, grades and more. Using this method, parents see Echo just as their students do.

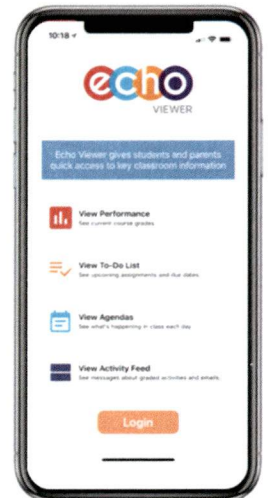
URL: <https://hams.echo-ntn.org/>

Accessing Echo Using An iPhone or iPad App

Parents can quickly access much of the same information using the Echo Viewer app available for Apple iPhones and iPads.

To download the Echo Viewer application complete the following steps:

1. On an iPhone or iPad device, select the App Store icon.
2. Select the search option.
3. Type in "Echo Viewer". You will recognize the Echo logo when you have found the right app.
4. Select "Get" to download the app to your device.



School ID: hams (the first part of your Echo URL)

Your Echo Login

Username: _____

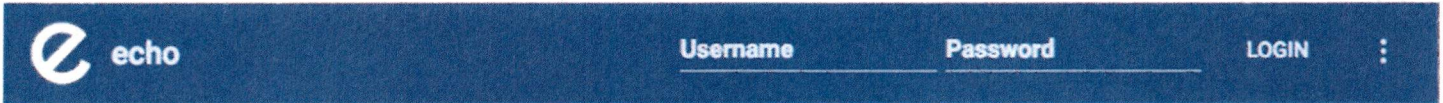
Password: _____

Echo Quick Guide for Parents

Login On

To log into Echo, you must have a username and a password. Only a school staff member can provide you with your username and password. To log into Echo:

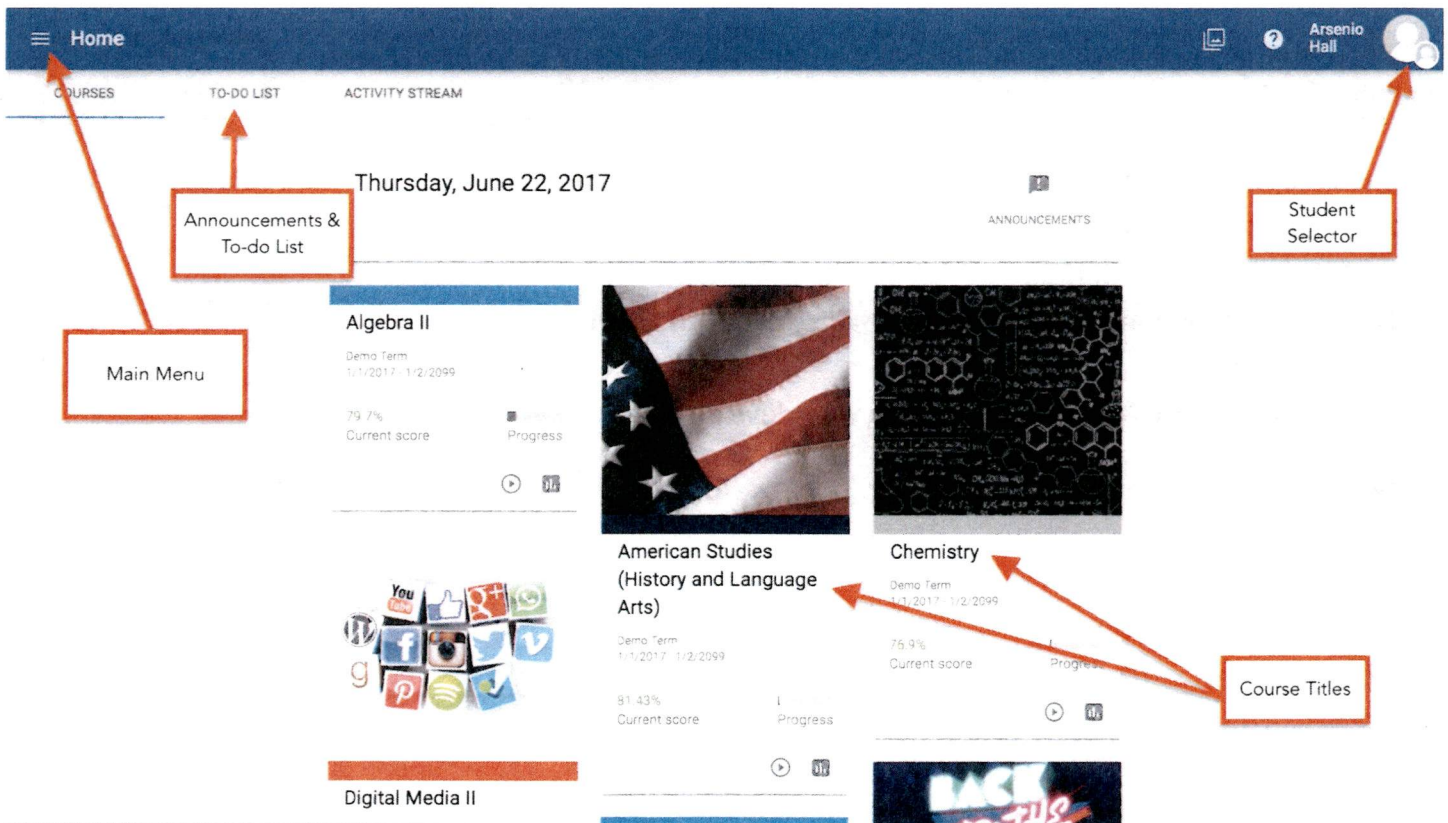
1. Use a web browser (i.e. Chrome, Firefox, or Safari) and enter the following URL
<https://hams.echo-ntn.org/>
2. In the upper right, enter your username and password
3. If prompted, select the "Parent" role.



Basic Navigation

After logging in, you are seeing Echo almost exactly like your student sees Echo. Some things to notice ...

- On the left side of the window is a list containing announcements and the student's "To-do" list with upcoming assignments.
- In the main Echo workspace, you can see tiles (or buttons) for each course your student is enrolled in. You can open these courses by double clicking the course tiles.
- On the far left of the window is a grey menu bar with several icons.
- If you have more than one student using Echo, you can switch between them using the selection button at the top right of the window.



Viewing Student Grades

To view your student's grades, open the "Performance" tool in the left menu bar. It looks like a gauge on your car's dashboard. Inside the Performance tool, at the top you will see a series of graphs that represent how your student is performing against the school-wide outcomes across all of his or her courses. Below that is a list of the individual courses your student is enrolled in and his or her grades.



Choose Student

Home

Grades

Communication

Calendar

☰ Grades

 Arsenio Hall

Performance Average Across all Courses

Course	Score	Progress (gradable)	Progress (all activities)	Ag	Co	Kn	Or	Wr
Algebra II - Demo Term	79.7%	<div style="width: 16%;"></div> 16%	<div style="width: 16%;"></div> 16%	82%	85%	78%	87%	71%
American Studies (History and Language Arts) - Demo Term	81.43%	<div style="width: 7%;"></div> 7%	<div style="width: 3%;"></div> 3%	83%	83%	85%	86%	70%
Chemistry - Demo Term	76.9%	<div style="width: 7%;"></div> 7%	<div style="width: 3%;"></div> 3%	78%	87%	72%	85%	73%
Digital Media II - Demo Term	89.85%	<div style="width: 7%;"></div> 7%	<div style="width: 4%;"></div> 4%	89%	92%	95%	90%	75%
History of the 1980s		<div style="width: 0%;"></div> 0%	<div style="width: 0%;"></div> 0%
Internship - Demo Term	81.88%	<div style="width: 33%;"></div> 33%	<div style="width: 33%;"></div> 33%	88%	.	.	86%	71%
Physical Education - Demo Term	89.38%	<div style="width: 5%;"></div> 5%	<div style="width: 2%;"></div> 2%	84%	89%	98%	.	74%

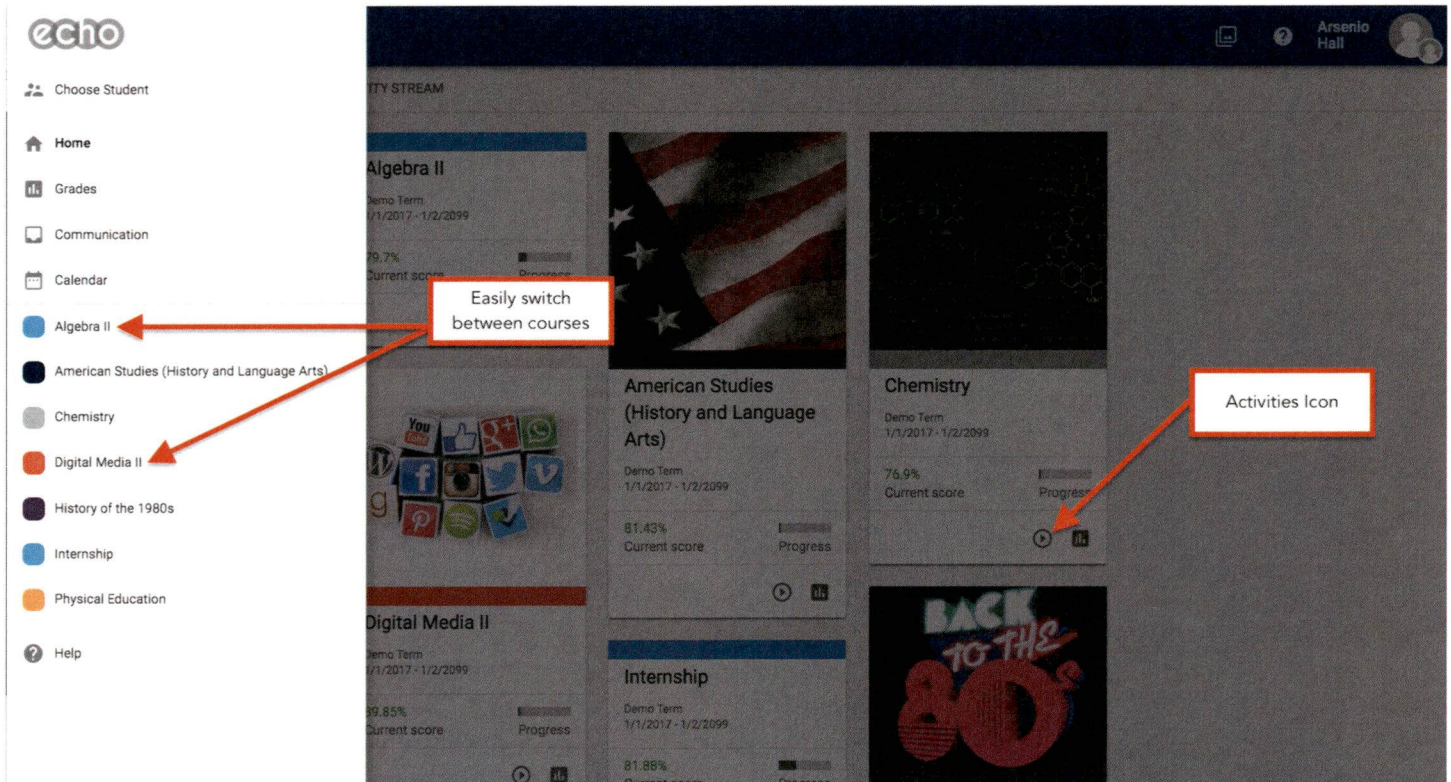
[Show Past Courses](#) ▾

By clicking on the course name in the list (or when you open a course before clicking the "Performance" tool), you can dive deeper into your child's performance within that course. From within a course, the "Performance" tool allow you browse various aspects of student performance including grades on assignments, mastery of the course objectives and any badges the student may have earned.

Opening Courses

To see what is happening in your child's courses, open the course double clicking the course tile or click the "Activities" tool in on the course card. This view allows you to see the daily agenda for the course, what assignments are on your student's to-do list and the course syllabus of activities and any assignments that are coming up.

Tip: To quickly switch between courses, use the drop down navigation button on the top menu bar.



Need Additional Help?



If you are experiencing difficulties, please contact HAMS Main Office at or 614-367-1530. You can also see more detailed documentation in the Echo Support Center by clicking the Help button at the bottom of the left menu bar.