

OPEN ENROLLMENT

Informational Meeting

May 3, 2012

External Forces: Ohio's 3 Cs



Cost Models



**College
& Career
Ready**

Choice

3 Cs & Open Enrollment

College/Career

- Protect programs that are important to students and their families

Choice

- Intrinsic value in choosing education
- Must be competitive
- Losing 500+ students

Cost

- Efficient use of staff/leadership
- Generate \$5,700 per student

Why consider Open Enrollment?

More than **three quarters** of Ohio's 664 school districts have it

• **425 Statewide**
(64 percent)

• **91 Adjacent**
(13.7 percent)

• **148 None**
(22.3 percent)

- Attract serious students interested in **Reynoldsburg's rigorous programs**
- Protect programs that are important to **Reynoldsburg families**
- Alternative to raising taxes on the **Reynoldsburg community**

Competition for students

Loss of \$3.7
million

= 57 teachers

= 5.4 mills

- 474 Reynoldsburg students chose community schools this year ($474 \times \$7,500 = \3.5 million)
- 39 Reynoldsburg students open-enrolled in other school districts ($39 \times \$5,700 = \0.2 million)

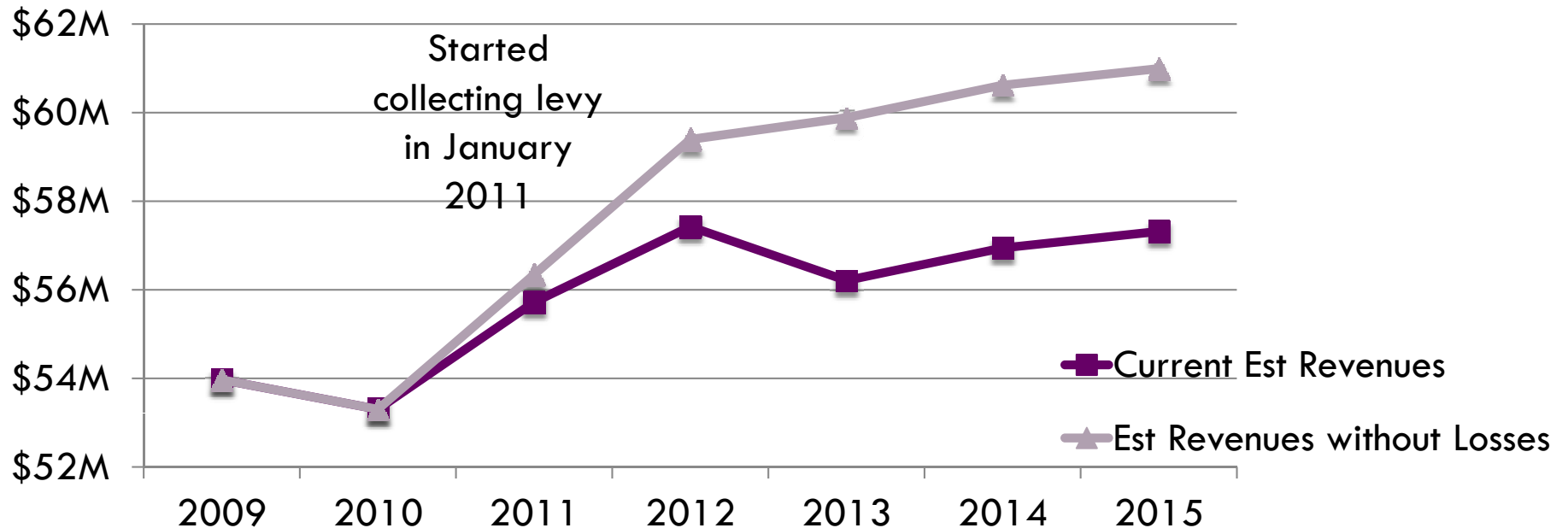
State tax dollars + local taxes follow students to community school or open enrollment district

Revenue Losses

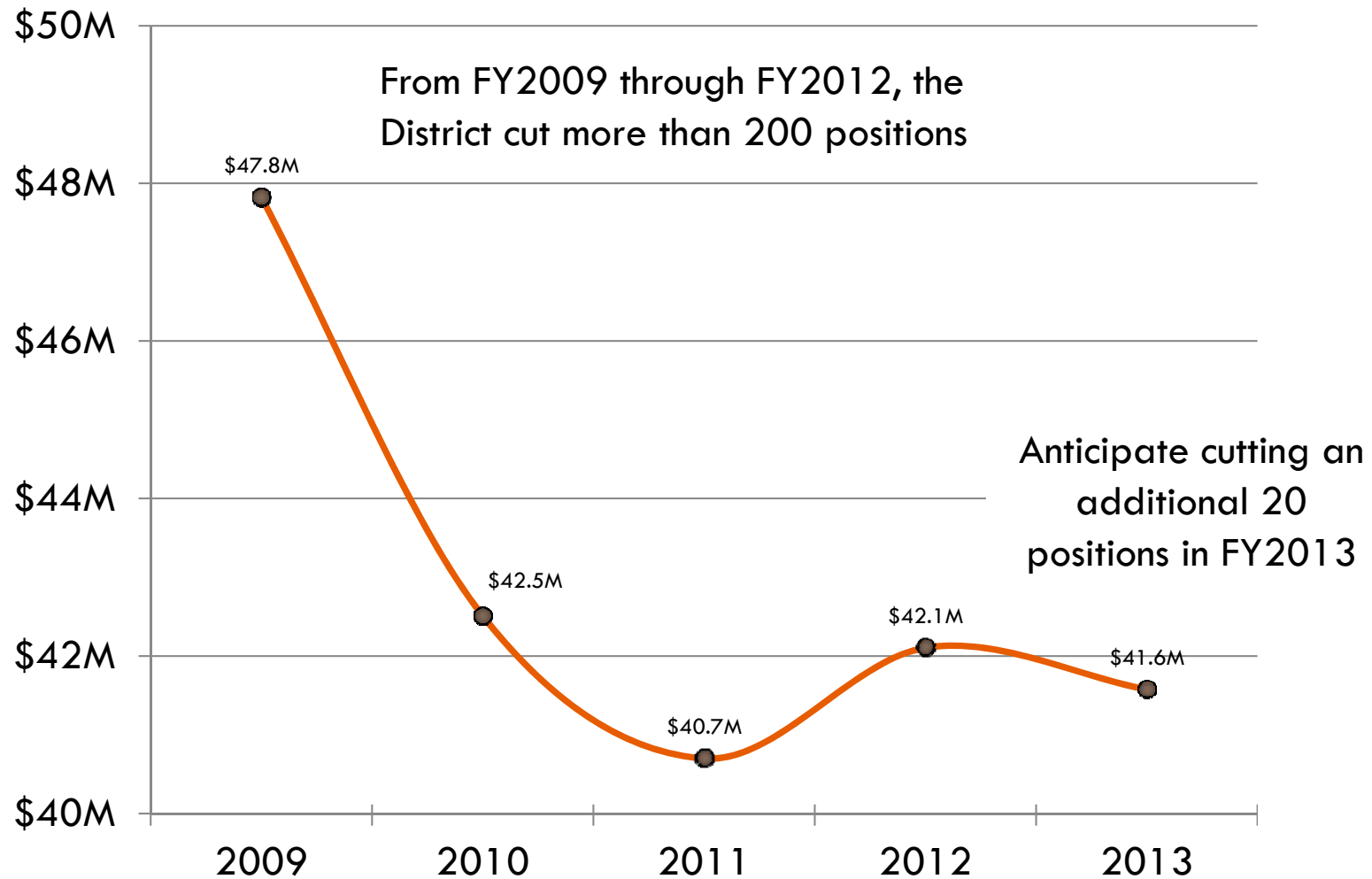
RCSD is collecting less revenue than was anticipated when the operating levy passed in 2010.

Levy revenue (2012) = \$6M

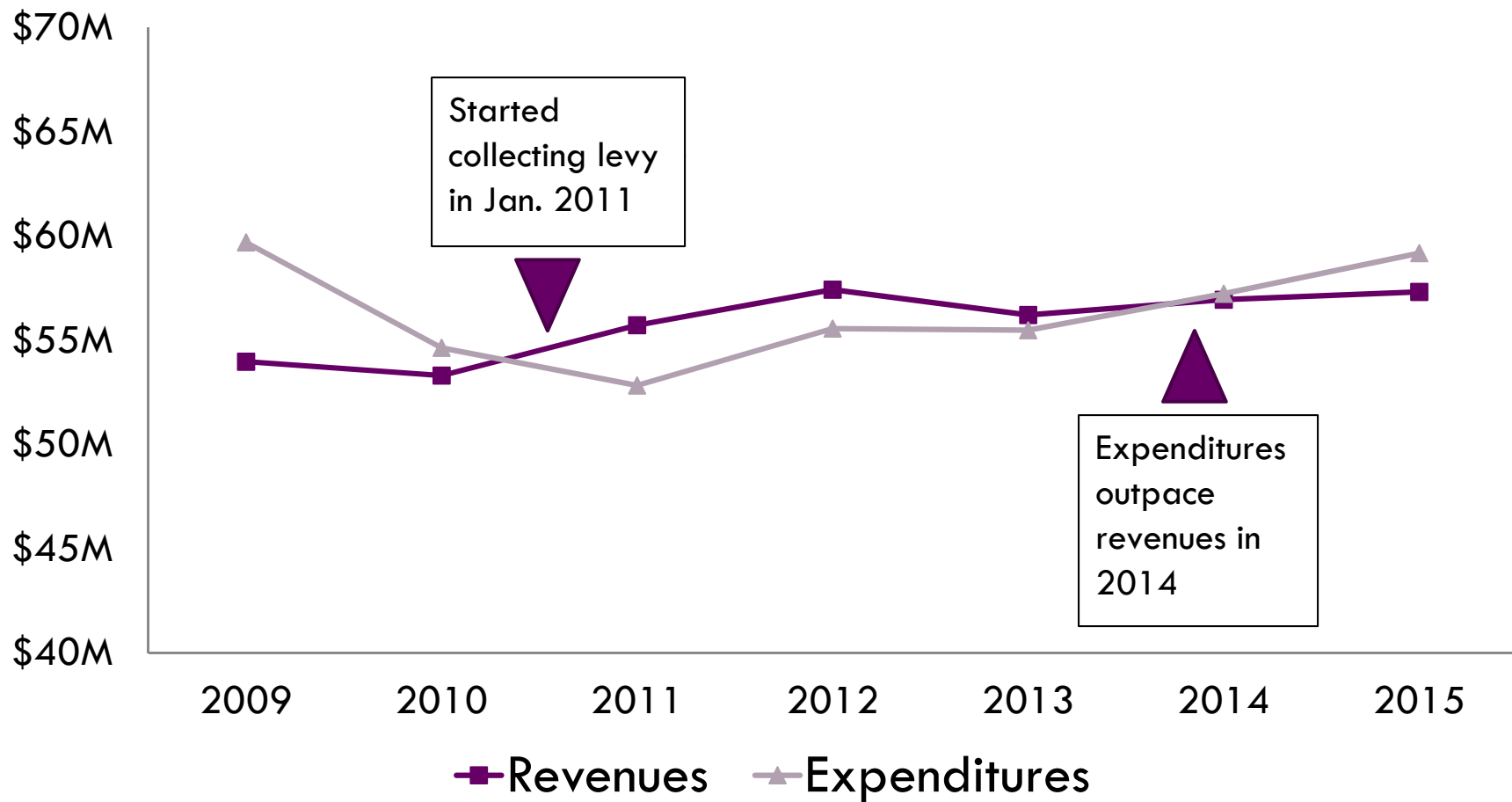
State Funding	- \$1.6M
TPP Reimbursement	-\$1.0M
Real Estate Taxes	- <u>\$1.0M</u>
TOTAL LOSSES	-\$3.6M



Personnel Expenditures



Revenues vs. Expenditures



Tax rates & Income

School Tax Rates

Hilliard	57.30
New Albany	55.84
Westerville	52.09
Bexley	51.85
Canal Winchester	50.96
Dublin	50.16
Worthington	49.79
Upper Arlington	47.75
Reynoldsburg	47.56
Whitehall	47.51
South-Western	46.42
Columbus	43.35
Grandview Heights	42.93
Gahanna	41.87
Groveport	34.72
Hamilton	31.63

Average Income (2009)

New Albany	\$143,877
Bexley	\$115,517
Upper Arlington	\$106,921
Dublin	\$82,369
Gahanna	\$70,965
Worthington	\$67,653
Grandview	\$66,556
Hilliard	\$65,684
Westerville	\$62,870
Canal Winchester	\$55,813
Reynoldsburg	\$47,204
South-Western	\$43,933
Columbus	\$39,164
Groveport	\$38,498
Hamilton	\$36,719
Whitehall	\$31,547

Reductions for 2012-13 = \$1.6 M

- High School
 - 1.5 Spanish
 - 1 Science
 - 2 Social Studies
 - 1 Special Education
- Middle/Junior High
 - 1 English
 - 1 Math
 - 1 Science
 - 1 Social Studies
 - 1 general education (5th grade)
 - 1 special education
- Elementary
 - 4 general teachers
 - 2 non-special education intervention
- Administrative
 - Assistant Superintendent
 - 1 principal
 - 2 administrative assistants
 - Gifted Coordinator
- Support Staff
 - 3 custodians
 - 2 secretaries
- Programs
 - Reduce athletics budgets by \$80,000

Open Enrollment



- An additional revenue source could do any or all of the following:
 - Delay the need for an additional levy
 - Reduce the amount of additional cuts
 - Reduce the amount of levy millage needed

Application Requirements

- *Inter-district OE Request Form*
- Enrollment Packet
- Birth Certificate
- Parent Driver's License
- Custody Documents
- Immunization Records
- *Complete, Official Student Records **
- *Disciplinary Records **
- *Transition Meeting with school principal*

*It is the parent/guardian's responsibility to provide records. The application is not complete without them.

DRAFT Priority of applicants



1. Students enrolled in RCSD in previous year
2. Students of staff members
3. Siblings of students already enrolled
4. Parent works in Reynoldsburg
5. Parent owns property in Reynoldsburg
6. Parent is a Reynoldsburg Alumni
7. Grandparent lives in Reynoldsburg
8. The order in which applications were received

DRAFT Classroom Caps for OE

Seats would be awarded June 21 based on space available:

- **Neighborhood elementary, middle, and junior high:**
 - 23 students per classroom
- **Summit STEM Elementary:**
 - 100 students per grade level
- **STEM @ Baldwin:**
 - 150 per grade level
- **High School:**
 - 100 per academy, per grade level
 - 900 per campus

Special Education Caps

Program/Service	OE Cap	Capacity
Cross cat: Autism	4	5
Cross cat: Cognitive	8	10
Cross cat: ED	6	8
K-8 Intervention (caseload)	10	12
9-12 Intervention (caseload)	20	22

Timeline



IF board approved on May 15

- May 16 – Begin accepting applications
- June 7- Application Deadline
 - ▣ Evaluate records
 - ▣ Sort qualified applicants by priority list
 - ▣ Transition Meetings
 - ▣ Place students according to capacity, begin waitlist
- June 21 – Notify of placement, waitlist or declined
- August 15 – Notify waitlisted applicants if space has become available

\$9,300 vs. \$5,700??

Fixed Costs

- ❑ District administration
- ❑ School administration
- ❑ Support Staff
- ❑ Utilities

Variable Costs

- ❑ Teachers (per 25 students in a class)
- ❑ Academic supplies

Why not?

Positive Districts

- Gain revenue
- OE students achieve at high levels
- OE students have few discipline issues
- OE parents are involved

Negative Districts

- Losing revenue
- Fear will hurt test scores
- Fear cause more discipline
- Fear won't assimilate